



# American Revolution LED

## Series 247L

### PRODUCT OVERVIEW



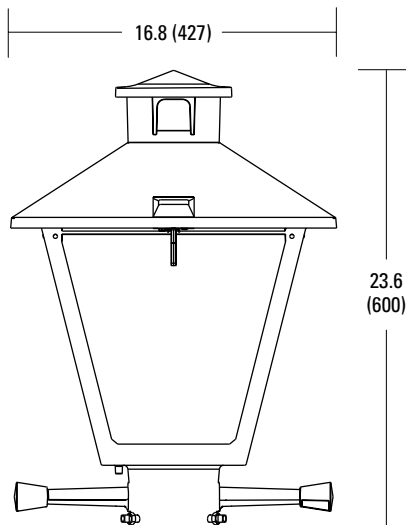
### Features:

- Die-cast aluminum housing and hood for long-life performance
- Die-cast trigger latch (TL) and captive thumb screws option available for easy access to internal components
- Optical assembly designed for maximum performance, available in Type II, Type III and Type V
- Hinged hood and captive thumb screws provision afford quick, easy access to electrical and optical area for servicing
- Slipfitter with three set screws allows secure installation to pole sizes 2-3/8" or 3" O.D.
- Surge protection device (standard) exceeds ANSI C62.41 Category C1 criteria (surge tested at 10kV/5kA)
- Complies with ANSI: C136.2, C136.10, C136.15
- CSA listed and suitable for up to 30°C ambient
- Rated L70, LED life greater than 100,000 hours at 25°C
- Replaces up to 150W HPS light source incumbant models
- LED electronic 0V-10V dimmable driver
- DesignLights Consortium® (DLC) qualified product. Not all versions of this product may be DLC qualified. Please check the DLC Qualified Products List at [www.designlights.org/QPL](http://www.designlights.org/QPL) to confirm which versions are qualified.

### Applications:

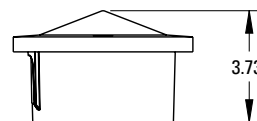
Streetscapes  
Walkways  
Pathways  
Parks

### DIMENSIONS

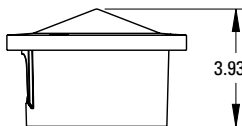


#### Effective Projected Area (EPA)

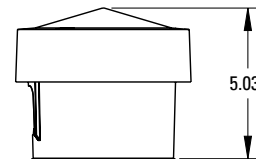
The EPA for the American Revolution Series 247 is 1.6 sq. ft.  
P5 or P7 option total height is 24.9 (633).  
Approx. Wt. = 36 lbs.



Cupola height  
P3 without ROAM  
Shown in line diagram



Cupola height  
P5/P7 without ROAM



Cupola height  
P5/P7 with ROAM

All dimensions are inches (millimeters) unless otherwise noted.

# American Revolution LED

## Series 247L

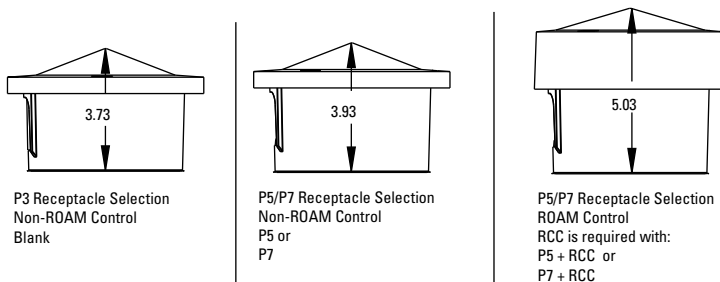
### ORDERING INFORMATION

Example: 247L 20LEDE70 MVOLT 4K R3 AY

Series	Performance Package	Voltage	Color Temperature (CCT)
<b>247L</b> American Revolution LED	<b>20LEDE10</b> 20 Chips, 1050 mA Driver, 72 input watts <b>20LEDE70</b> 20 Chips, 700 mA Driver, 45 input watts <b>10LEDE10</b> 10 Chips, 1050 mA Driver, 38 input watts <b>10LEDE70</b> 10 Chips, 700 mA Driver, 25 input watts <b>10LEDE53</b> 10 Chips, 525 mA Driver, 18 input watts <b>10LEDE35</b> 10 Chips, 350 mA Driver, 13 input watts	<b>MVOLT</b> Multi-volt, 120-277V <b>347</b> 347V <b>480</b> 480V	<b>3K</b> 3000K <b>4K</b> 4000K <b>5K</b> 5000K

Distribution	Optics	Options
<b>R2</b> Type II <b>R3</b> Type III <b>R5</b> Type V	<b>AY</b> Acrylic <b>PY</b> Polycarbonate	<u>Paint</u> <sup>1</sup> <b>(blank)</b> Black (standard) <b>GY</b> Gray <b>DDB</b> Dark Bronze <b>WH</b> White <b>BZ</b> Bronze  <u>Photocontrol</u> <b>(blank)</b> 3 pin NEMA Photocontrol Receptacle (standard) <b>NR</b> <sup>2</sup> No Photocontrol Receptacle <b>P5</b> <sup>3</sup> 5 pin NEMA Photocontrol Receptacle (dimnable driver included) <b>P7</b> <sup>3</sup> 7 pin NEMA Photocontrol Receptacle (dimnable driver included) <b>PCLL</b> <sup>4,5</sup> Solid State Long Life Photocontrol <b>PCSS</b> <sup>4,5,6</sup> Not CSA Listed Solid State Long Life Photocontrol (120-277V)
		<u>Miscellaneous</u> <b>SS</b> Stainless steel hardware <b>NL</b> NEMA Label <b>XL</b> Not CSA Listed <b>TL</b> Tool-less Entry <b>LDR</b> <sup>7</sup> Ladder Rest <b>SH</b> Shorting Cap <b>SHX</b> <sup>6</sup> Not CSA Listed Shorting Cap <b>HSB</b> House Side Shield Black <b>HSW</b> House Side Shield White <b>CR</b> Enhanced Corrosion Resistant Finish <b>RCC</b> <sup>8</sup> ROAM Dimming Node Cupola Cover  <u>Accessories</u> <b>RNC57</b> <sup>3</sup> ROAM Dimming Node Cupola Cover

Cupola size based on type of control and receptacle



#### Notes:

- Other colors available, please contact factory
- PC and SH not available with NR option
- Taller cupola cover (RCC) is required when used with ROAM or other similar wireless monitoring control systems
- Standard failure mode="Fail On"
- Photocontrols supplied with ANSI Standard Turn-On levels
- XL option is required
- Ships with unit, field installed
- Required when using ROAM or other similar wireless monitoring control systems



AEL Headquarters, 3825 Columbus Road, Granville, OH 43023  
 www.americanelectriclighting.com  
 © 2017 Acuity Brands Lighting, Inc. All Rights Reserved. 07/28/17

**Warranty** Five-year limited warranty. Complete warranty terms located at: [www.acuitybrands.com/CustomerResources/Terms\\_and\\_conditions.aspx](http://www.acuitybrands.com/CustomerResources/Terms_and_conditions.aspx)  
 Actual performance may differ as a result of end-user environment and application. All values are design or typical values, measured under laboratory conditions at 25 °C. Specifications subject to change without notice.

Please contact your sales representative for the latest product information.

# American Revolution LED

## Series 247L

### OPERATING CHARACTERISTICS

DesignLights Consortium® (DLC) qualified product. Not all versions of this product may be DLC qualified. Please check the DLC Qualified Products List at [www.designlights.org/OPL](http://www.designlights.org/OPL) to confirm which versions are qualified.

LED Quantity, mA, CCT	Input Watts	TOTAL LUMENS											
		R2-AY	LPW	R3-AY	LPW	R5-AY	LPW	R2-PY	LPW	R3-PY	LPW	R5-PY	LPW
20LEDE10 3K	73	5,495	75	5,553	76	6,068	83	5,156	71	5,210	71	5,694	78
20LEDE10 4K	73	5,900	81	5,962	82	6,516	89	5,451	75	5,576	76	6,111	84
20LEDE10 5K	73	5,937	81	5,999	82	6,556	90	5,568	76	5,626	77	6,149	84
20LEDE70 3K	46	4,103	89	4,147	90	4,531	99	3,848	84	3,889	85	4,249	92
20LEDE70 4K	46	4,407	96	4,453	97	4,867	106	4,115	89	4,164	91	4,545	99
20LEDE70 5K	46	4,434	96	4,481	97	4,897	106	4,140	90	4,184	91	4,573	99
10LEDE10 3K	39	2,936	75	2,967	76	3,242	83	2,779	71	2,808	72	3,068	79
10LEDE10 4K	39	3,153	81	3,187	82	3,482	89	2,959	76	2,990	77	3,267	84
10LEDE10 5K	39	3,173	81	3,206	82	3,504	90	2,981	76	3,011	77	3,292	84
10LEDE70 3K	26	2,115	81	2,137	82	2,336	90	2,012	77	2,034	78	2,223	86
10LEDE70 4K	26	2,271	87	2,295	88	2,508	96	2,106	81	2,128	82	2,326	89
10LEDE70 5K	26	2,285	88	2,309	89	2,523	97	2,126	82	2,148	83	2,347	90
10LEDE53 3K	19	1,662	87	1,681	88	1,836	97	1,561	82	1,578	83	1,724	91
10LEDE53 4K	19	1,785	94	1,804	95	1,972	104	1,670	88	1,688	89	1,845	97
10LEDE53 5K	19	1,796	95	1,816	96	1,984	104	1,683	89	1,702	90	1,859	98
10LEDE35 3K	14	1,150	82	1,162	83	1,270	91	1,079	77	1,090	78	1,191	85
10LEDE35 4K	14	1,234	88	1,248	89	1,364	97	1,162	83	1,175	84	1,284	92
10LEDE35 5K	14	1,243	89	1,256	90	1,372	98	1,165	83	1,177	84	1,287	92